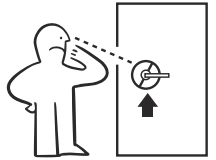



TEAMWÖRK (DIY)

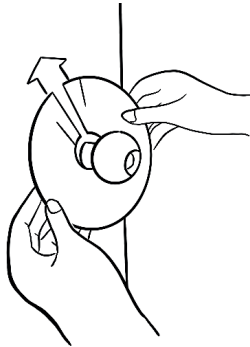
AGES
03-
11



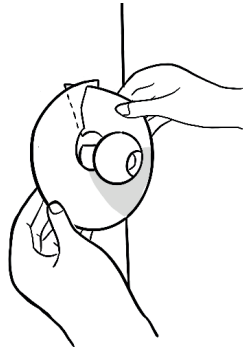
1 Cut the outer ring, inner ring and the main line (a). Cut the 2 slits (b).




2 Fit over door knob.



3 Insert the right flap into the left slit.



4 Gently flip cone inside out, edges rest on door.



5 Turn to correct orientation.

